




eSet Disk Plugs


The Disk Plugs are designed to plug the holes on the eSet disk allowing lower populations for male rows.

The rubber plugs shown here are an effective way to plug holes for male rows where lower populations are required.




Each kit comes with 15 Disk Plugs

Just insert the compression plugs into the back-side of the eSet disk as shown in the photo. Make sure that the nut and bolt tip do not stick through the hole on the front side of the eSet disk. Use a screwdriver to tighten the bolt - compressing the plug to fill the hole. Make sure the bolt head remains below the surface of the backside of the disk.



Tighten the bolt securely and the plug will lock into the hole.



Reverse side

You can simply loosen the bolt to remove the plug and reuse the disk for normal populations.

Questions? Check the website: www.precisionplanting.com or call us at 309-925-5050.

Precision
PLANTING